

BrailliantTouch® Encapsulated Braille signs

BrailliantTouch® Braille Signs are innovative and durable. Combining an ultra-resistant first surface polycarbonate membrane with a unique multi-layer system, BrailliantTouch® Braille signs provide versatile, sealed units that are superior Braille signs solutions for all users and facilities, particularly high-traffic areas where Braille signs often have a tough time with durability.

Features of Brailliant Touch® Accessibility Signs

Texts and graphics on accessibility signage are sub-surface, which means that it is impossible to pick off or remove any Braille or tactile lettering and images.

Accessibility signs from Brailliant Touch® are easily cleaned and comply with all health regulations, making them the perfect solution for high traffic areas such as schools, hospitals, and public bathrooms.

Brailliant Touch® accessibility signs are safe and have a 'Gold Standard.' For more information about our ASTM re and smoke ratings please contact us.

Brailliant Touch® accessibility signage is versatile and can accommodate almost any graphic imaginable, resulting in not only a functional accessibility sign, but also an aesthetically pleasing one too.

Brailliant Touch® Accessibility Signage Technical Specifications

We use the highest quality material in the design of our accessibility and architectural signs. All accessibility signs are produced using high quality polycarbonate or polyvinyl as the first surface. This surface is then combined with multi-layer system, a technique unique to Brailliant Touch®. This results in versatile accessibility signs that are sealed and can be used for many purposes in a number of public facilities.

Brailliant Touch® signs meet all the necessary requirements and specifications of the Americans with Disabilities Act Accessibility Guidelines (ADAAG).

Brailliant Touch® signs meet and exceed UK and Australia Disabilities Discrimination Act requirements.

Brailliant Touch® signs also meet and exceed CSA accessibility standards and Ontarians with Disabilities Act in Canada.

Every graphic, image or piece of text is sub-surface, which means you cannot pick off, scratch, or tamper with the sign's graphics and text.

The accessibility sign's surface is finished in matte and has a non-glare material.

Brailliant Touch® accessibility signs are safe. All raised images and letters have soft edges, reducing the risk of hurt fingertips.

Cleaning accessibility signs from Brailliant Touch® is easy and dirt and bacteria can be easily wiped away using isopropyl alcohol or any citrus-based cleaning product.















Accessibility signs are re safe with NFPA 255 surface burning characteristics. Signs have a flame spread index of 15 and a smoke developed index of 110. All signs are Level 1, Class A rated and are self-extinguishing signs.

Pencil hardness: H (ASTM D3363-92)

Shear strength: High

Images and sign text are fade resistant.















No surface paint on signs ensures that all signs are peel-free and chip-proof.

ITEM	SIZE	DESCRIPTION	DESIGN
EC00	180mm x 180mm	Unisex Toilet	
EC01	180mm x 180mm	Toilets (Airlock or Corridor Entry)	
EC02	180mm x 180mm	Male Toilet	
EC03	180mm x 180mm	Female Toilet	
EC04-RH	180mm x 180mm	Unisex Accessible Toilet - RH	
EC04-LH	180mm x 180mm	Unisex Accessible Toilet - LH	
EC05-RH	180mm x 276mm	Unisex Accessible Toilet and Baby Change - RH	
EC05-LH	180mm x 276mm	Unisex Accessible Toilet and Baby Change - LH	
EC06	180mm x 180mm	Parents Room	
UNACTSH-RH-BW	180mm x 276mm	Unisex Accessible Toilet and Baby Change - RH	
UNACTSH-LH-BW	180mm x 276mm	Unisex Accessible Toilet and Baby Change - LH	
AMB00-BW	180mm x 180mm	Unisex Ambulant Toilet	
AMB02-BW	180mm x 180mm	Male Ambulant Toilet	
AMB03-BW	180mm x 180mm	Female Ambulant Toilet	

POLYCARBONATE MEMBRANE:

Polycarbonate membrane is 0.8mm thick with embossed graphics, Braille (UEBC Grade 1) and comes with 3M self adhesive backing. Membranes must be applied to a substrate (modular aluminium extrusion systems, metal, plastic, glass and wood) or one of our Brilliant Touch® Custom ABS backers prior to installation. Membrane can also be inserted into any framing system. Please note the Custom ABS backers are 200 x 200mm & 200 x 296mm depending on which sign is chosen. Custom layouts & colours are available on request in PolyVinyl.























We can custom design any type of sign to suit your requirements

ITEM	SIZE	DESCRIPTION	DESIGN
SB00	180mm x 180mm	Unisex Toilet	
SB01	180mm x 180mm	Toilets (Airlock or Corridor Entry)	
SB02	180mm x 180mm	Male Toilet	
SB03	180mm x 180mm	Female Toilet	
SB04-RH	180mm x 180mm	Unisex Accessible Toilet - RH	
SB04-LH	180mm x 180mm	Unisex Accessible Toilet - LH	
SB05-RH	180mm x 276mm	Unisex Accessible Toilet and Baby Change - RH	
SB05-LH	180mm x 276mm	Unisex Accessible Toilet and Baby Change - LH	
SB06	180mm x 180mm	Parents Room	
UNACTSH-RH-SB	180mm x 276mm	Unisex Accessible Toilet and Baby Change - RH	
UNACTSH-LH-SB	180mm x 276mm	Unisex Accessible Toilet and Baby Change - LH	
AMB00-SB	180mm x 180mm	Unisex Ambulant Toilet	
AMB02-SB	180mm x 180mm	Male Ambulant Toilet	
AMB03-SB	180mm x 180mm	Female Ambulant Toilet	

POLYCARBONATE MEMBRANE:

Polycarbonate membrane is 0.8mm thick with embossed graphics, Braille (UEBC Grade 1) and comes with 3M self adhesive backing. Membranes must be applied to a substrate (modular aluminium extrusion systems, metal, plastic, glass and wood) or one of our Brilliant Touch® Custom ABS backers prior to installation. Membrane can also be inserted into any framing system. Please note the Custom ABS backers are 200 x 200mm & 200 x 296mm depending on which sign is chosen. Custom layouts & colours are available on request in PolyVinyl.

We can custom design any type of sign to suit your requirements

ITEM	SIZE	DESCRIPTION	DESIGN	
AX21 AX22	110mm x 110mm 180mm x 180mm	Horizontal Arrow - White & Black Diagonal Arrow - White & Black		
B/CH-BW B/CH-SB	180mm x 180mm 180mm x 180mm	Baby Change - Blue & White Baby Change - Silver & Black		
EC07	110mm x 155mm	Lift - White & Black		
EC22	150mm x 300mm	Fire Exit - Green & White		
EXIT-1	75mm x 225mm	Silver & Black		
EXIT-2	75mm x 225mm	Silver & Black		
EXIT-3	75mm x 225mm	Silver & Black		
EXIT-4	75mm x 225mm	Silver & Black		
EXIT-5	75mm x 225mm	Silver & Black		
EXIT-G	75mm x 225mm	Silver & Black		
F/F-AMB-BW F/F-AMB-SB	180mm x 180mm 180mm x 180mm	Female Ambulant - Blue & White Female Ambulant - Silver & Black		
M/M-AMB-BW M/M-AMB-SB	180mm x 180mm 180mm x 180mm	Male Ambulant - Blue & White Male Ambulant - Silver & Black		
M/F-AIRLOCK-BW M/F-AIRLOCK-SB	180mm x 180mm 180mm x 180mm	Toilet Airlock - Blue & White Toilet Airlock - Silver & Black		
SH-BW SH-SB	180mm x 180mm 180mm x 180mm	Shower - Blue & White Shower - Silver & Black		
SH-UNISEX-BW SH-UNISEX-SB	180mm x 180mm 180mm x 180mm	Unisex Shower - Blue & White Unisex Shower - Silver & Black		

POLYVINYL MEMBRANE:

Brilliant Touch® Polyvinyl membrane is 1mm thick with embossed graphics, Braille (UEBC Grade 1) and comes with 3M self adhesive backing. Membranes must be applied to a substrate (modular aluminium extrusion systems, metal, plastic, glass or wood etc.) prior to installation. Membranes can also be inserted into any framing system. When used outdoors, exposed to UV or where a higher level of scratch resistance is preferred than normal, exterior grade membranes will be recommended.

We can custom design any type of sign to suit your requirements