



Product Data Sheet

MONUMAT ENTRANCE MATTING

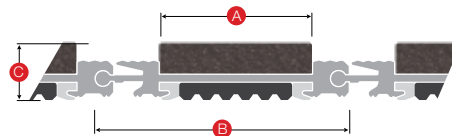
ALPHA GRIP 1

This profile utilises an aluminium tread rail with a flexible rubber joiner. The rubber joiner can be punched with specially placed holes to assist in the drainage of the mat well area. The system comes complete with a 31mm carborundum grit insert and an ideal profile for use in educational facilities, commercial buildings and retail outlets where water drainage is a priority. Grip is a premium product that provides a safe, anti-slip finish. Ideal for locations where slip risk is high.

SPECIFICATIONS

PRODUCT	Alpha Grip 1
CODE	02-AG1
PROFILE LENGTH	Up to 6500mm modules
PROFILE WIDTH	50mm wide treadrail with 31mm wide inserts
PROFILE DEPTH	12mm
MATERIALS	Support Chassis - Anodised aluminium Tread- Carborundum Grit
PRODUCT WARRANTY	20 Years (As per TacGuide's standard warranty conditions)
CODE COMPLIANCE	AS1428.1-2009 Check floor finish colour for luminance contrast requirements
APPLICATION	Heavy duty - internal/external

PROFILE



A	31mm
B	50mm
C	12mm

*STANDARD COLOURS

Aluminium



CLEAR ANODISED



BLACK ANODISED



GOLD ANODISED

Insert



BLACK 122



BLUE 126



RED 128



GREY 123




GLOW 127



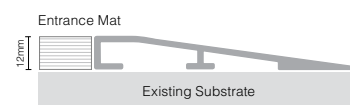
YELLOW 129

*Other colours available on request

*TYPICAL INSTALLATION



*Recessed within MF1235



*Surface Mounted within RF1296

HOW TO SPECIFY

Copy the prewritten specification below and update all sections in brackets to create your project specification.

Description

Monumat Alpha Grip 1 profile. Code: 02-AG1 in (Clear/Black/Sovereign Gold) anodised finish aluminium frame with insert colour (B,GR,BR,BL,GL,R,YEL). To be installed to the manufacturer's instructions in accordance to the AS/NZS 1428.1.4.2009

Manufacturer

TacGuide Architectural Solutions
P: 1300 914 552
E: sales@tacguide.com.au
W: www.tacguide.com.au

Example - Typical Specification

Monumat Alpha Grip 1 profile 02-AG1 in clear anodised finish aluminium with Black 122 insert. To be installed in accordance to the manufacturer's instructions in accordance to the AS/NZS 1428.1.4.2009